

Lindon Dining Table

Table Lindon

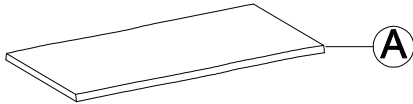
Assembly Instructions / Instructions d'assemblage

URBAN BARN

Parts Packing Configurations / Pièces

Box #1 / Boîte 1

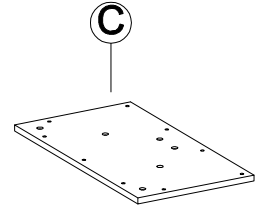
A. Table Top / Dessus de table x1



Box #2 / Boîte 2

B. Leg / Patte x2

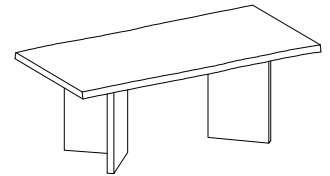
C. Mounting Plate /
Plaque d'assemblage x2



Hardware Kit Packed in Box 2 Quincaillerie incluse dans la boîte 2

No	Description	Image	Qty / Qté
1	Allen Bolt (5/16" x 1-1/4") Boulon Allen (5/16 po x 1-1/4 po)		x 30
2	Lock Washer (5/16") Rondelle d'arrêt (5/16 po)		x 30
3	Flat Washer (5/16") Rondelle plate (5/16 po)		x 30
4	Allen Key (5mm) Clé Allen (5 mm)		x1

Dining Table Fully Assembled Table assemblée

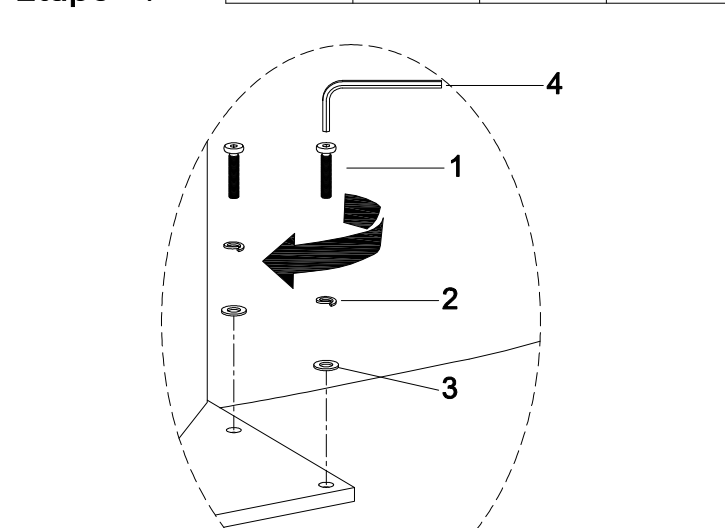
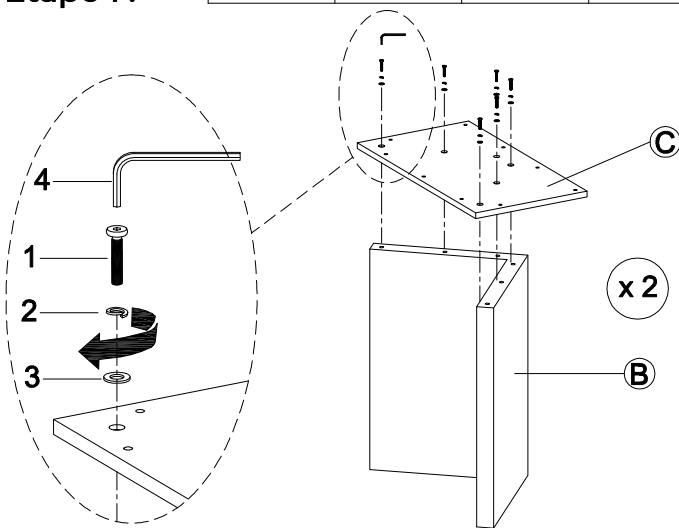


Step 1: Étape 1 :

#1 (12)	#2 (12)	#3 (12)	#4 (1)

Step 2: Étape 2 :

#1 (18)	#2 (18)	#3 (18)	#4 (1)



Assembly Complete Assemblage complété

